


## 0454M - COMPLETE FUEL LINE REPAIR & REPLACEMENT ASSORTMENTS


<p><b>3919</b> 45° ELBOW HOLDER</p> 	<p><b>3920</b> 90° ELBOW HOLDER</p> 	<p><b>2962CVT</b> CONVOLUTED NYLON FUEL LINE TUBING</p>  <p><b>2963CVT</b> CONVOLUTED NYLON FUEL LINE TUBING</p> 	
<p><b>MO29</b> NYLON TUBE CUTTER</p> 	<p><b>3118</b> 5/16" X 3-3/4" ATTACHES TO QUICK CONNECTS 5/16 - 8MM NYLON TUBE</p>  <p><b>3134</b> 3/8" X 3-3/4" ATTACHES TO QUICK CONNECTS 10MM NYLON TUBE</p> 	<p><b>49590</b> INSTALLATION LUBRICANT</p> 	
<p><b>3135</b> 3/8" X 3-3/4" BELL FLARE CONNECTS TO 10MM NYLON TUBE</p> 	<p><b>3122</b> 5/16" X 3 3/4" HOSE TO TUBE ADAPTER LINE FORD/ GM/ CHRYSLER/ IMPORTS FOR 8MM - 5/16" TUBING</p>  <p><b>3133</b> 3/8" X 3 3/4" HOSE TO TUBE ADAPTER LINE FORD/ GM/ CHRYSLER/ IMPORTS FOR 10MM TUBING</p> 		
<p><b>3119</b> 5/16" X 3- 3/4" BELL FLARE CONNECTS TO 5/16" - 8MM NYLON TUBE</p> 	<p><b>3917</b> TUBE HOLDER PIN W/WASHER 1/4" - 20</p>  <p><b>3921</b> TUBE HOLDER 5/16" - 8MM - 3/8" - 10MM - 1/2" - 5/8"</p> 		
<p><b>3907</b> NYLON CONNECTOR HOLDER</p> 	<p><b>3908</b> NYLON CONNECTOR HOLDER</p> 	<p><b>3909</b> NYLON CONNECTOR HOLDER</p> 	<p><b>3910</b> NYLON CONNECTOR HOLDER</p> 

**3901**  
PRESS TOOL



















## 0454M - COMPLETE FUEL LINE REPAIR & REPLACEMENT ASSORTMENTS

<p><b>2964</b> 5/16"- 90° NYLON CONNECTOR TO 8MM - 5/16"NYLON FUEL LINE (FORD)</p> <p>2</p>	<p><b>2965</b> 5/16" NYLON CONNECTOR TO 8MM - 5/16"NYLON FUEL LINE (FORD)</p> <p>2</p>	<p><b>2966</b> 3/8" NYLON CONNECTOR TO 8MM - 5/16"NYLON FUEL LINE (FORD)</p> <p>1</p>	<p><b>2967</b> 3/8" NYLON CONNECTOR TO 10MM NYLON FUEL LINE (FORD)</p> <p>1</p>	<p><b>2971</b> 3/8"- 90° NYLON CONNECTOR TO 10MM NYLON FUEL LINE (FORD)</p> <p>1</p>
<p><b>2972</b> 3/8"- 90° NYLON CONNECTOR TO 8MM - 5/16" NYLON FUEL LINE (FORD)</p> <p>1</p>	<p><b>2974</b> 5/16" NYLON CONNECTOR TO 10MM NYLON FUEL LINE (FORD)</p> <p>1</p>	<p><b>2973</b> 1/4" NYLON CONNECTOR TO 8MM - 5/16" NYLON FUEL LINE (FORD/CHRYSLER)</p> <p>1</p>	<p><b>2978</b> 3/8" NYLON CONNECTOR TO 10MM NYLON FUEL LINE (GM/CHRYSLER)</p> <p>2</p>	<p><b>2979</b> 5/16" NYLON CONNECTOR TO 8MM - 5/16" NYLON FUEL LINE (GM/CHRYSLER)</p> <p>2</p>
<p><b>3153C</b> 5/16"- 90° NYLON CONNECTOR TO 8MM - 5/16" NYLON FUEL LINE (GM/ CHRYSLER)</p> <p>1</p>	<p><b>3154C</b> 3/8"- 90° NYLON CONNECTOR TO 10MM NYLON FUEL LINE (GM/ CHRYSLER)</p> <p>2</p>	<p><b>3155C</b> 5/16"- 90° NYLON CONNECTOR TO 10MM NYLON FUEL LINE (GM/ CHRYSLER)</p> <p>1</p>	<p><b>3157C</b> 3/8"- 45° ELBOW NYLON CONNECTOR TO 10MM NYLON FUEL LINE</p> <p>1</p>	<p><b>3156C</b> 5/16"- 45° ELBOW NYLON CONNECTOR TO 5/16 - 8MM NYLON FUEL LINE</p> <p>1</p>
<p><b>3310</b> 12MM NYLON CONNECTOR TO 1/2" NYLON FUEL LINE</p> <p>1</p>	<p><b>3311</b> 12MM - 90° ELBOW NYLON CONNECTOR TO 8MM - 5/16" NYLON FUEL LINE</p> <p>1</p>	<p><b>3312</b> 1/2" NYLON CONNECTOR TO 1/2" NYLON FUEL LINE</p> <p>1</p>	<p><b>3313</b> 1/2"- 90° NYLON CONNECTOR TO 1/2" NYLON FUEL LINE</p> <p>1</p>	<p><b>3314</b> 5/8" NYLON CONNECTOR TO 5/8" NYLON FUEL LINE</p> <p>1</p>
<p><b>3315</b> 5/8"- 90° ELBOW NYLON CONNECTOR TO 5/18 NYLON FUEL LINE</p> <p>1</p>	<p><b>3316</b> 5/8"- 45° ELBOW NYLON CONNECTOR TO 5/8 NYLON FUEL LINE</p> <p>1</p>	<p><b>3325</b> 5/16" STEEL RETAINER CLIP</p> <p>1</p>	<p><b>3326</b> 3/8" STEEL RETAINER CLIP</p> <p>1</p>	



**0454M - COMPLETE FUEL LINE REPAIR & REPLACEMENT ASSORTMENTS**

<p><b>2980</b> 360° Seal Clamp 5/16" - 8mm nylon tubing</p>  <p><b>10</b></p>	<p><b>2959</b> 5/16" (8mm) nylon tube joiner</p>  <p><b>4</b></p>	<p><b>2856</b> 360° Seal inline captive sleeve compression union 1/4"</p>  <p><b>2</b></p>	<p><b>2857</b> 360° Seal inline captive sleeve compression union 5/16"</p>  <p><b>2</b></p>	<p><b>2858</b> 360° Seal inline captive sleeve compression union 3/8"</p>  <p><b>2</b></p>	<p><b>4236</b> GM female fitting 10mm - 3/8" nylon tubing 16mm x 1.5 feed line</p>  <p><b>1</b></p>
<p><b>3241</b> 360° Seal inline captive sleeve 10mm</p>  <p><b>1</b></p>	<p><b>3240</b> 360° Seal inline captive sleeve nut</p>  <p><b>1</b></p>	<p><b>2859</b> 3/8" steel tube to 10mm nylon (only) 360° seal compression union</p>  <p><b>1</b></p>	<p><b>2846</b> 360° Seal inline captive sleeve 90° compression union elbow 5/16"</p>  <p><b>1</b></p>	<p><b>2847</b> 360° Seal inline captive sleeve 90° compression union elbow 3/8"</p>  <p><b>1</b></p>	<p><b>4237</b> GM female fitting 5/16" - 3/8" nylon tubing 14mm x 1.5 return line</p>  <p><b>1</b></p>
<p><b>2841</b> 360° Seal inline captive sleeve reducer 3/8" - 5/16"</p>  <p><b>1</b></p>	<p><b>2842</b> 360° Seal inline captive sleeve reducer 3/8" - 10mm</p>  <p><b>1</b></p>	<p><b>2982</b> 360° Seal Clamp 10mm nylon tubing</p>  <p><b>10</b></p>	<p><b>2968</b> 10mm nylon tube joiner</p>  <p><b>4</b></p>		